


WORLD MARKET®

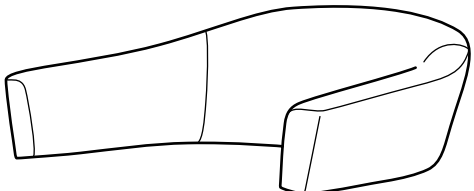
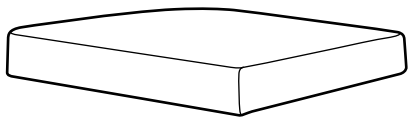
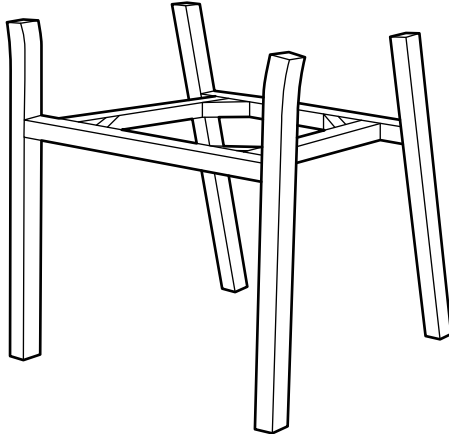
Assembly Instructions

DYANNA CHAIR SKU-618339

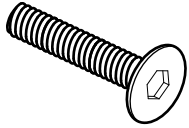
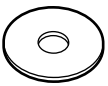







THANK YOU FOR YOUR PURCHASE. IF YOU HAVE ANY QUESTIONS
PERTAINING TO THE ASSEMBLY OF THIS FURNITURE PIECE,
PLEASE CONTACT THE NEAREST WORLD MARKET STORE.
IF YOU ARE NOT NEAR A STORE, PLEASE CALL OUR CUSTOMER SERVICE CALL
CENTER TOLL FREE AT 877-967-5367 FOR ASSISTANCE.

Component List


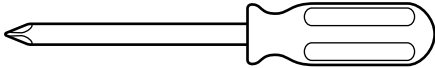
LABEL		DESCRIPTION	QUANTITY
A		Backrest Cushion	1
B		Seat Cushion	1
C		Left Frame	1

Hardware List

LABEL		DESCRIPTION	QUANTITY
H-1		Bolt M6x40mm	6
H-2		Flat Washer	6

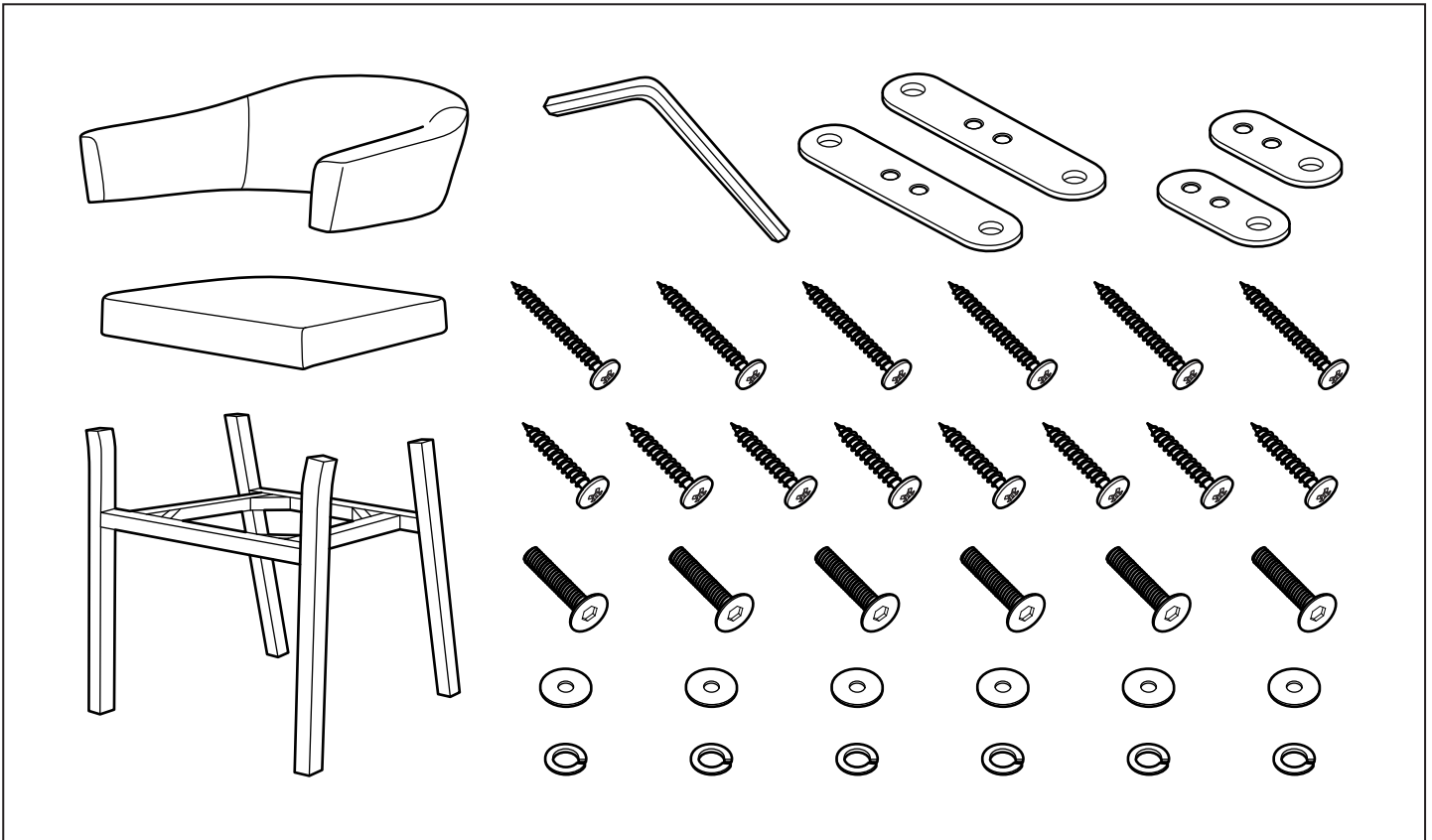
LABEL		DESCRIPTION	QUANTITY
H-3		Spring Washer	6
H-4		Metal Plate A	2
H-5		Metal Plate B	2
H-6		Short Screw M4x30mm	8
H-7		Long Screw M4x45mm	6

Tool List

LABEL		DESCRIPTION	QUANTITY
T-1		M6 Allen Key	1
T-2		Phillips Head Screwdriver	1 (Not Included)

Assembly Preparation

Before Beginning :



• Unpack all hardware bags and components to ensure you have all parts.



• Read instructions, cover to cover.



• Have two adults on hand for assembly.



• Do not assemble on flooring or carpet.



• Assemble on a clean non-marring surface (packing foam).



• Save all packaging until finished.



• In case of missing parts, please contact your nearest World Market Store or our customer service call center 877-697-5362.

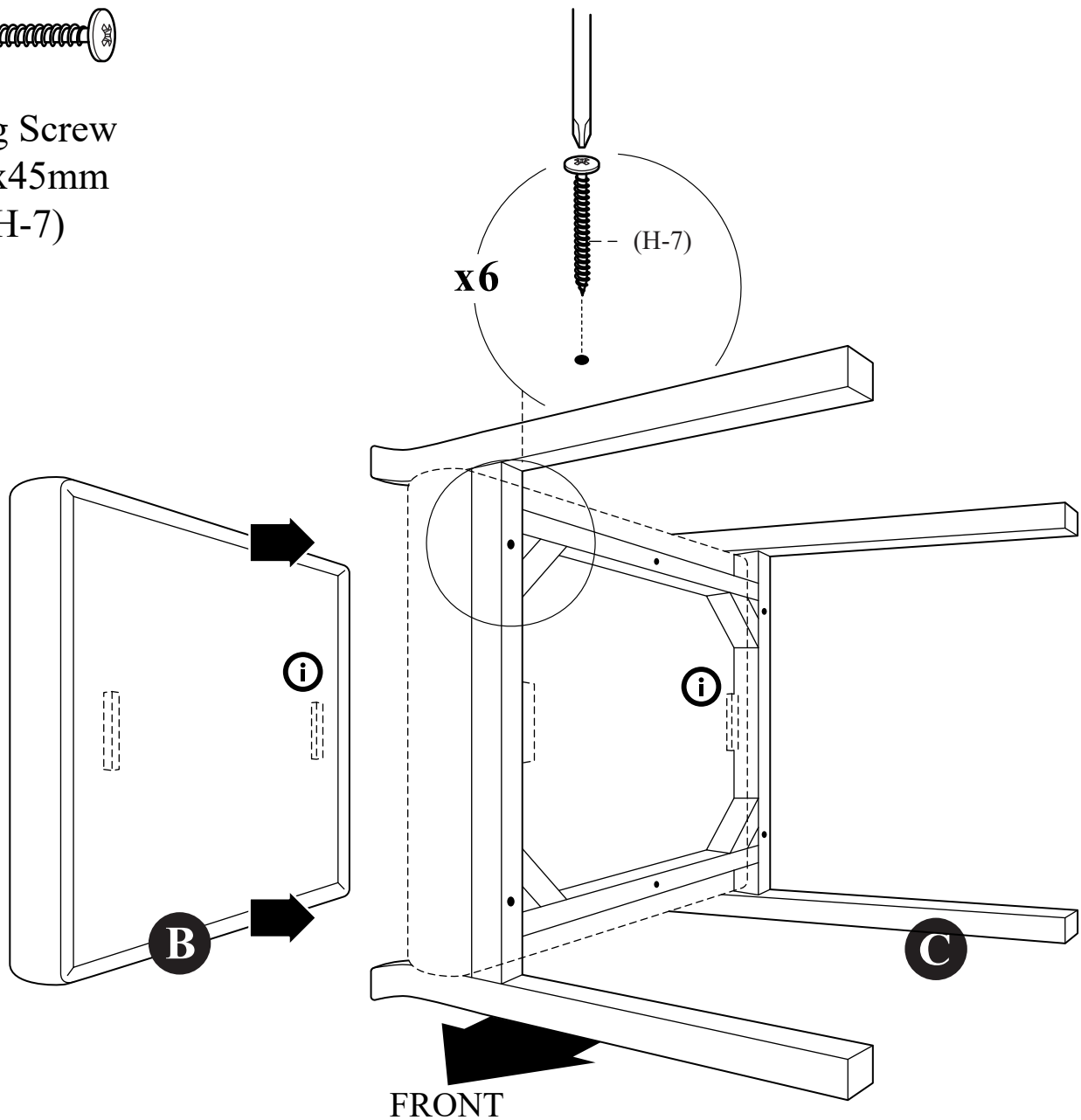


• **WARNING:** Small parts are a choking hazard. Adult supervision is required before, during and after assembly.

Step 1

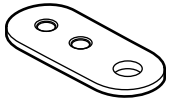


Long Screw
M4x45mm
(H-7)



Place Leg Frame (C) on its side onto a padded, non-marring surface as shown above. Position Seat Cushion (B) with Leg Frame (C) so that the wood guides touch the front and rear rails. Be sure to orient the Seat Cushion (B) correctly front to back. Secure the Seat Cushion (B) to Leg Frame (C) with Long Screws (H-7) in each connection point using a Phillips Head Screwdriver (T-2; not included). Engage all screws before fully tightening. Do not over tighten.

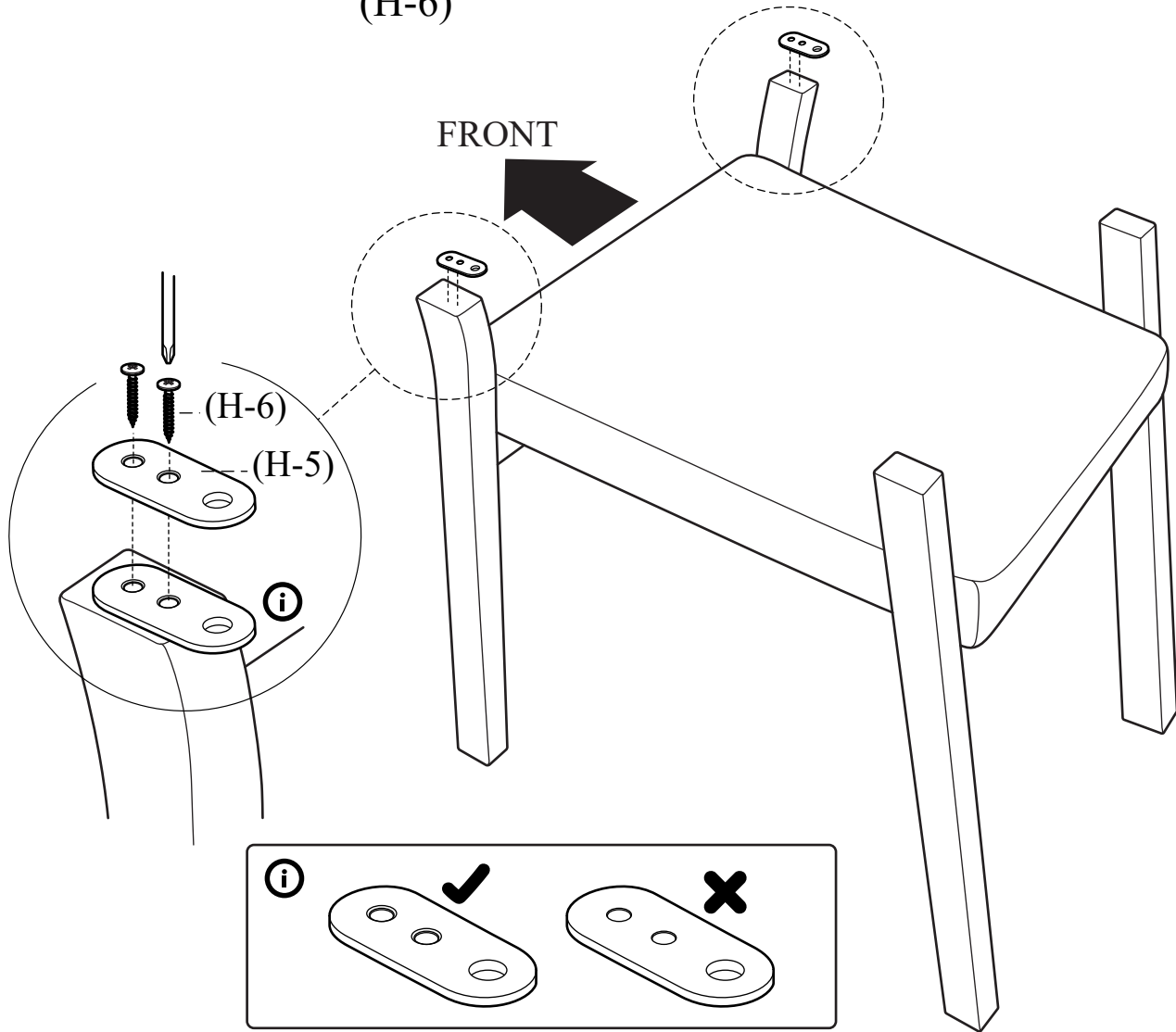
Step 2



Metal Plate B
(H-5)

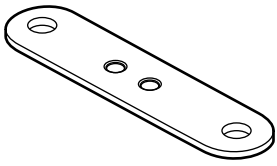


Short Screw
M4x30mm
(H-6)



Place assembly onto its legs as shown above. Align Metal Plate B (H-5) with each front leg, ensuring the Metal Plate B (H-5) is oriented right side up so that the screws countersink properly. Secure with two Short Screws (H-6) per metal plate using a Phillips Head Screwdriver (T-2; not included). Engage all screws before fully tightening. Do not over tighten.

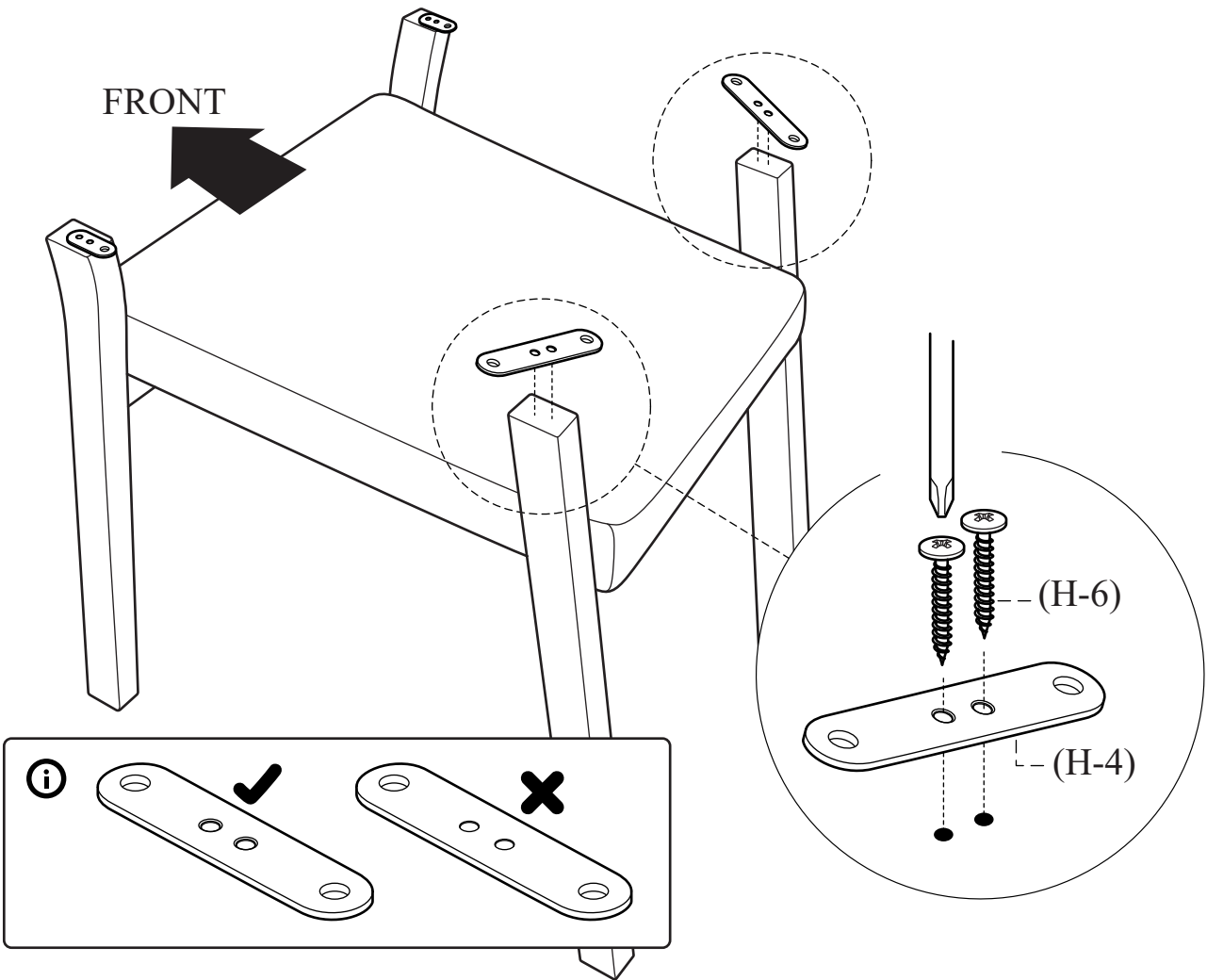
Step 3



Metal Plate B
(H-5)

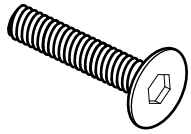


Short Screw
M4x30mm
(H-6)



Align Metal Plate A (H-4) with each back leg, ensuring the Metal Plate a (H-4) is oriented right side up so that the screws countersink properly. Secure with two Short Screws (H-6) per metal plate using a Phillips Head Screwdriver (T-2; not included). Engage all screws before fully tightening. Do not over tighten.

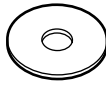
Step 4



Bolt
M6x40mm
(H-1)



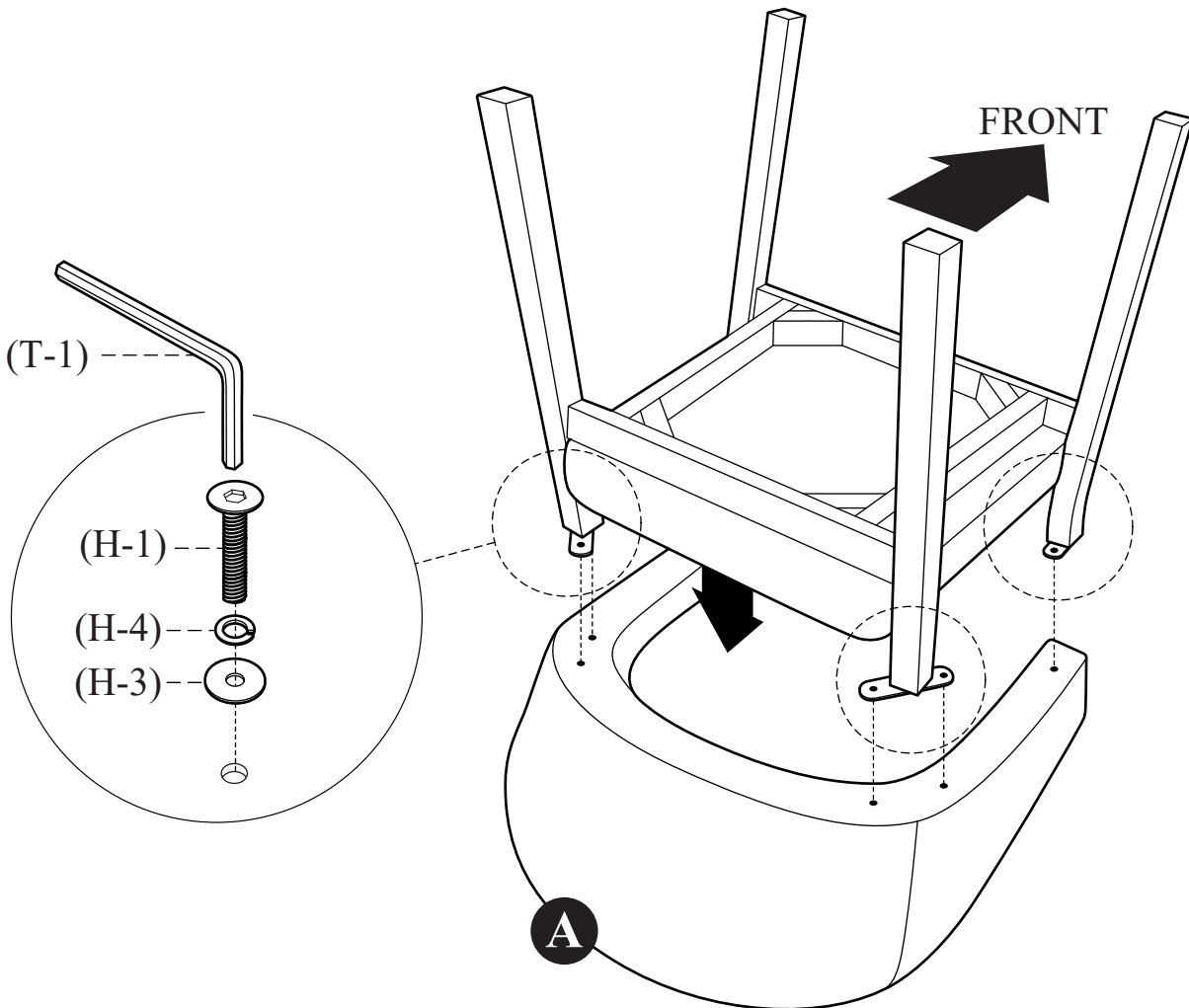
Spring Washer
(H-3)



Flat Washer
(H-2)




Allen Key M6
(T-1)



Place Backrest Cushion (A) upside down onto a padded, non-marring surface. Position assembly from previous steps upside down onto Backrest Cushion (A) so that the pre-drilled holes align with the holes in the metal plates. Secure with Bolts (H-1), Spring Washers (H-4) and Flat Washers (H-3) using provided Allen Key (T-1), stacking the hardware in the order as shown. Engage all bolts but do not fully tighten until Step 5.

Step 5

Carefully lift and turn the assembled unit on its legs. Ensure that it rests evenly and level on all four legs. Fully tighten all bolts from previous steps. Assembly is now complete and ready for use.



**ENSURE ALL BOLTS ARE FULLY TIGHTENED
EVERY 3 MONTHS TO ENSURE STABILITY**


Care and Maintenance



Do not put hot items directly on furniture surface.



Do not clean furniture with harsh cleaners or polish.



Do not clean furniture in direct sunlight.



Do not place furniture near heating or cooling vents.



Do not write on furniture without a padded barrier to protect the surface.



Do not place furniture outside. For indoor use only.



All product sold at World Market are not for commercial use and are intended for residential use only.



Dust and pick-up spills using a clean, non-colored, lint-free cloth

WORLD MARKET LIMITED ONE-YEAR WARRANTY – Indoor Furniture

For your customer satisfaction, this product carries a LIMITED ONE-YEAR WARRANTY from the date of purchase. This limited warranty only applies to World Market brand furniture, and not to other furniture brands sold on World Market's website.

Where applicable, the limited warranty provides coverage for:

- 1. Manufacturing, Material and Workmanship Defects:** Includes defects related to core frame/structure substrates (wood and metal); cracking, splitting, or complete breakage of hardwood, plywood or medium density fiberboard (MDF); cracking, splitting or lifting of wood veneer or laminated top surfaces caused by process failure; broken welds or improperly coated metal frame components (powder coating or painted); fabric or leather material defects including tears, misprints, fraying, crease marks, skip stitches or open seams; support webbing material and sinuous spring defects or damage, including method of attachment to frame; and other component failures that are a direct result of manufacturing or workmanship defects.
- 2. Cushions & Cushions with Enclosed Steel Pocket Coils:** Failed or ruptured steel pocket coils enclosed inside of seat cushions, or loss of resiliency from a material breakdown of foam or fiber filling, which should not be confused with softening or settling during normal use.
- 3. Leather:** Splitting or cracking of leather material. NOTE: The warranty does NOT cover natural hide markings, variations in the leather color or grain due to the authentic natural properties of processed cowhide leather.
- 4. Bonded Leather or Bi-cast Leather:** Separation of the polyurethane coating, peeling or cracking of the inner layer or at the bonded seam edges (bi-cast straps).
- 5. Furniture Components (Hardware & Mechanisms):** Includes defects to pre-installed components or hardware provided to the customer for assembly such as office chair hydraulic lifts, lift mechanisms, metal bases and casters, swivel plate mechanisms; for drawers, metal glides, handles/knobs; for doors, hinges, magnetic latches; and other components such as bent or stripped threaded leg posts and adjustable levelers. For missing, damaged, corroded, or misplaced hardware components such as bolts or washers, please contact Customer Service at: 877-967-5362.

This LIMITED ONE-YEAR WARRANTY does NOT cover:

1. Damage due to mishandling during transportation from store or transportation without original protective packaging.
2. Abuse, negligence (product misuse) or wear and tear that may result in or from:
 - a. **Wood & Veneer:** Mishandling, exposure to moisture, peeling or discoloration caused by exposure to moisture or excessive sunlight, heat; splintered, dented or nicked panels, legs or component edges or paint/finish blemishes; or treatment with corrosive chemicals (dyes, inks, paints or harsh cleaning products).
 - b. **Fabric & Leather (Including Bonded or Bi-Cast Leathers):** cuts, punctures, tears, burns, pet damage, or treatment with corrosive chemicals (dyes, inks, paints or harsh cleaning products), exposure to direct sunlight, fire, high heat, water, or any bright light source (natural or artificial) that may cause splitting, peeling or flaking with time.
 - c. **Foam (Cushions):** Flattening, relaxing or settling/softening of foam components that comes with normal use.
 - d. **Hardware Components:** improper installation or misuse/substitution of hardware components not defined in the Assembly Instructions for the product (if applicable)
3. Damage due to environmental exposure to direct sunlight, fire, high heat, water or extreme humidity, any bright light source (natural or artificial), or any environment that the product is not intended for.
4. This warranty is applicable for indoor furniture products purchased for residential use only.

For additional information on returns, please visit: <https://www.worldmarket.com/category/customer-service/returns.do>

All products sold at World Market are NOT FOR COMMERCIAL USE and are intended for residential use only. Products purchased for commercial use will VOID all warranty provisions as listed above.

Any claims under this LIMITED ONE-YEAR WARRANTY are valid and applicable only as to the original purchaser and must be accompanied by proof of purchase. Warranty claims should be submitted to a World Market store or through World Market Customer Service Call Center, Toll Free at 877-967-5362.

For valid warranty claims, World Market will repair or replace the product, or offer a full or partial credit, in the sole discretion of World Market. This LIMITED ONE-YEAR WARRANTY gives you specific legal rights and you may also have other rights which vary from state to state.